

# DAU F4 SERIES

## Season 2 Overall Standings

#	Driver	Points	Lime Rock	Charlotte	Laguna Seca	Snetterton	Oschersleben
1	Illia Rakitin	482	88	101	108	104	81
2	Abdulrahman Al-Wahaibi	421	84	87	81	79	90
3	Anatoliy Savitskiy	421	81	82	89	82	87
4	Anton Ivashchenko	395	85	72	79	80	79
5	Saif Rawahi	369	61	74	90	71	73
6	Deny Pro	367	75	67	71	78	76
7	Vasyl Faramets	366	72	74	72	71	77
8	Vladyslav Mikhno	348	61	76	70	73	68
9	Aron Breki Valgeirsson	310	74	63	0	82	91
10	Dmytro Zalozhnikov	305	77	0	81	64	83
11	Ihor Molodan	272	61	0	72	73	66
12	Thor Tulloh	225	90	100	0	0	35
13	Evgeny Afanasev	137	63	0	0	74	0
14	Tariq Al Zubair	129	61	0	68	0	0
15	Yurii Dederchuk	126	25	31	0	0	70
16	Yevhen Molchaniuk	121	61	60	0	0	0
17	Meshari Almushayqih	119	50	79	0	0	0
18	Timur Olhovic	112	67	0	0	45	0
19	Malik Firas	71	0	71	0	0	0
20	Maks Yushchenko	69	0	69	0	0	0
21	Alexander Hauksson	56	56	0	0	0	0
22	Samir Kaddoura	41	41	0	0	0	0
23	Brayan Saeta	26	26	0	0	0	0






# DAU F4 SERIES

## Season 2 Ukrainian Standings

#	Driver	Points	Lime Rock	Charlotte	Laguna Seca	Snetterton	Oschersleben
1	Illia Rakitin	482	88	101	108	104	81
2	Anatoliy Savitskiy	421	81	82	89	82	87
3	Anton Ivashchenko	395	85	72	79	80	79
4	Deny Pro	367	75	67	71	78	76
5	Vasyl Faramets	366	72	74	72	71	77
6	Vladyslav Mikhno	348	61	76	70	73	68
7	Dmytro Zalozhnikov	305	77	0	81	64	83
8	Ihor Molodan	272	61	0	72	73	66
9	Evgeny Afanasev	137	63	0	0	74	0
10	Yurii Dederchuk	126	25	31	0	0	70
11	Yevhen Molchaniuk	121	61	60	0	0	0
12	Timur Olhovic	112	67	0	0	45	0
13	Maks Yushchenko	69	0	69	0	0	0

# DAU F4 SERIES

## Season 2 Team Standings

#	Team	Country	Points	Lime Rock	Charlotte	Laguna Seca	Snetterton	Oschersleben
1	<b>Team RLR</b> <i>Dmytro Zalozhnikov \ Illia Rakitin</i>		<b>787</b>	165	101	189	168	164
2	<b>Proton Racing</b> <i>Anton Ivashchenko \ Deny Pro</i>		<b>762</b>	160	139	150	158	155
3	<b>Lonely Motorsport x Team RLR</b> <i>Vasyl Faramets \ Anatoliy Savitskiy</i>		<b>706</b>	72	156	161	153	164
4	<b>Desert Unity</b> <i>Saif Rawahi \ Meshari Almushayqih</i>		<b>498</b>	111	153	90	71	73
5	<b>Dobriy Vechir!</b> <i>Timur Olhovic \ Vladyslav Mikhno</i>		<b>460</b>	128	76	70	118	68

## Round 1 Lime Rock

QUAL												
Fin Pos	Name	Start Pos	Car #	Interval	Penalty	Qualify Time	Average Lap Time	Fastest Lap Time	Laps Comp	Inc	League Points	League Agg Points
1	Illia Rakitin	0	1	-00.000		47.180	50.226	47.180	10	4	6	6
2	Thor Tulloh	0	12	-00.023		47.204	47.566	47.204	9	8	5	5
3	Timur Olhovic	0	5	-00.141		47.321	47.541	47.321	10	3	4	4
4	Samir Kaddoura	0	18	-00.143		47.323	47.361	47.323	6	7	3	3
5	Abdulrahman Al-Wahaibi	0	23	-00.150		47.331	49.117	47.331	6	4	2	2
6	Deny Pro	0	69	-00.333		47.513	47.635	47.513	8	7	1	1
7	Vasyl Faramets	0	16	-00.347		47.528	48.405	47.528	6	5	0	0
8	Anton Ivashchenko	0	22	-00.388		47.569	47.995	47.569	8	2	0	0
9	Anatoliy Savitskiy	0	24	-00.390		47.570	47.765	47.570	6	3	0	0
10	Dmitro Zalozhnikov	0	666	-00.526		47.706	49.984	47.706	10	1	0	0
11	Saif Rawahi	0	20	-00.694		47.875	47.932	47.875	12	7	0	0
12	Vladyslav Mikhno2	0	131	-00.739		47.920	48.226	47.920	10	2	0	0
13	Aron Breki Valgeirsson	0	33	-00.776		47.957	48.364	47.957	11	5	0	0
14	Evgeny Afanasev	0	17	-00.843		48.023	49.561	48.023	10	6	0	0
15	Yevhen Molchaniuk	0	0	-00.924		48.105	48.377	48.105	11	8	0	0
16	Alexander Hauksson	0	13	-01.040		48.221	48.281	48.221	7	8	0	0
17	Ihor Molodan	0	19	-01.105		48.285	48.378	48.285	8	6	0	0
18	Tariq Al Zubair	0	888	-01.107		48.287	48.460	48.287	7	6	0	0
19	Yurii Dederchuk	0	63	-01.464		48.644	48.780	48.644	11	17	0	0
20	Brayan Saeta	0	2	-00.000		00.000	00.000	00.000	8	12	0	0
22	Meshari Almushayqih	0	25	-00.000		00.000	00.000	00.000	1	2	0	0
RACE 1												
Fin Pos	Name	Start Pos	Car #	Interval	Penalty	Average Lap Time	Fastest Lap Time	Laps Comp	Inc	League Points	Add Points	League Agg Points
1	Abdulrahman Al-Wahaibi	5	23	-00.225		48.439	47.686	25	4	49	2	51
2	Anton Ivashchenko	8	22	-03.732		48.579	47.726	25	7	45		45
3	Deny Pro	6	69	-04.423		48.607	47.735	25	5	42	1	43
4	Dmitro Zalozhnikov	10	666	-09.128		48.795	47.948	25	9	40		40
5	Anatoliy Savitskiy	9	24	-09.866		48.824	47.769	25	16	39		39
6	Aron Breki Valgeirsson	13	33	-13.120		48.954	47.919	25	4	38		38
7	Illia Rakitin	1	1	-13.157		48.956	47.515	25	19	37	6	43
8	Samir Kaddoura	4	18	-15.000	15 sec	48.430	47.389	25	16	36	5	41
9	Evgeny Afanasev	14	17	-22.259		49.320	47.968	25	5	35		35
10	Thor Tulloh	2	12	-29.197		49.598	47.562	25	6	34	5	39
11	Vasyl Faramets	7	16	-31.633		49.695	47.849	25	3	33		33
12	Yevhen Molchaniuk	15	0	-38.242		49.959	48.022	25	12	32		32
13	Tariq Al Zubair	18	888	-39.692		50.017	48.543	25	3	31		31
14	Ihor Molodan	17	19	-00.000		50.596	48.806	24	13	30		30
15	Alexander Hauksson	16	13	-00.000		51.212	48.214	24	4	29		29
16	Timur Olhovic	3	5	-00.000		52.135	47.552	24	13	28	4	32
17	Vladyslav Mikhno2	12	131	-00.000		53.413	48.159	23	7	27		27
18	Brayan Saeta	20	2	-00.000		53.982	48.509	23	16	26		26
19	Yurii Dederchuk	19	63	-00.000		55.824	48.785	22	19	25		25
20	Meshari Almushayqih	22	25	-00.000		59.742	47.859	21	15	24		24
21	Saif Rawahi	11	20	-00.000		1:27.170	00.000	2	4	23		23
RACE 2												
Fin Pos	Name	Start Pos	Car #	Interval	Penalty	Average Lap Time	Fastest Lap Time	Laps Comp	Inc	League Points	Add Points	League Agg Points



## Round 2 Charlotte

QUAL												
Fin Pos	Name	Start Pos	Car #	Interval	Penalty	Qualify Time	Average Lap Time	Fastest Lap Time	Laps Comp	Inc	League Points	League Agg Points
1	Malik Firas	0	1	-00.000		1:17.377	1:20.395	1:17.377	6	4	6	6
2	Illia Rakitin	0	375	-00.033		1:17.410	1:17.851	1:17.410	6	2	5	5
3	Thor Tulloh	0	10	-00.310		1:17.688	1:17.722	1:17.688	5	6	4	4
4	Abdulrahman Al-Wahaibi	0	14	-00.392		1:17.770	1:17.828	1:17.770	5	3	3	3
5	Anatoliy Savitskiy	0	17	-00.562		1:17.939	1:18.036	1:17.939	4	6	2	2
6	Meshari Almushayqih	0	4	-00.638		1:18.016	1:18.057	1:18.016	3	2	1	1
7	Saif Rawahi	0	24	-00.810		1:18.188	1:19.056	1:18.188	5	2	0	0
8	Deny Pro	0	69	-01.035		1:18.413	1:23.673	1:18.413	5	7	0	0
9	Vladyslav Mikhno2	0	131	-01.286		1:18.664	1:18.853	1:18.664	6	0	0	0
10	Anton Ivashchenko	0	22	-01.552		1:18.930	1:19.638	1:18.930	5	0	0	0
11	Yevhen Molchaniuk	0	0	-01.841		1:19.219	1:19.219	1:19.219	3	13	0	0
12	Vasyl Faramets	0	16	-01.845		1:19.223	1:19.458	1:19.223	4	4	0	0
13	Aron Breki Valgeirsson	0	33	-01.888		1:19.266	1:19.266	1:19.266	5	7	0	0
14	Yurii Dederchuk	0	63	-10.898		1:28.276	1:28.276	1:28.276	2	4	0	0
15	Maks Yushchenko	0	555	-00.000		00.000	00.000	00.000	0	2	0	0
RACE 1												
Fin Pos	Name	Start Pos	Car #	Interval	Penalty	Average Lap Time	Fastest Lap Time	Laps Comp	Inc	League Points	Add Points	League Agg Points
1	Thor Tulloh	3	10	-00.000		1:18.815	1:18.011	16	0	49	4	53
2	Illia Rakitin	2	375	-00.100		1:18.822	1:17.578	16	3	45	7	52
3	Abdulrahman Al-Wahaibi	4	14	-00.624		1:18.854	1:18.101	16	0	42	3	45
4	Anatoliy Savitskiy	5	17	-02.852		1:18.993	1:18.123	16	2	40	2	42
5	Vladyslav Mikhno2	9	131	-30.373		1:20.713	1:18.965	16	5	39		39
6	Saif Rawahi	7	24	-30.998		1:20.752	1:17.926	16	3	38		38
7	Meshari Almushayqih	6	4	-38.282		1:21.208	1:17.870	16	4	37	1	38
8	Maks Yushchenko	15	555	-54.534		1:22.223	1:19.847	16	1	36		36
9	Vasyl Faramets	12	16	-1:05.810		1:22.928	1:19.526	16	9	35		35
10	Anton Ivashchenko	10	22	-1:12.810		1:23.366	1:17.919	16	5	34		34
11	Malik Firas	1	1	1 lap		1:25.595	1:17.699	15	10	33	6	39
12	Deny Pro	8	69	1 lap		1:26.120	1:18.087	15	9	32		32
13	Yurii Dederchuk	14	63	1 lap		1:40.184	1:22.213	13	14	31		31
14	Yevhen Molchaniuk	11	0	1 lap		1:34.843	1:19.463	11	15	30		30
15	Aron Breki Valgeirsson	13	33	1 lap		1:57.992	1:19.422	8	8	29		29
RACE 2												
Fin Pos	Name	Start Pos	Car #	Interval	Penalty	Average Lap Time	Fastest Lap Time	Laps Comp	Inc	League Points	Add Points	League Agg Points
1	Illia Rakitin	9	375	-00.000		1:18.716	1:16.855	35	5	49		101
2	Thor Tulloh	10	10	-01.020		1:18.745	1:16.802	35	4	45	2	100
3	Abdulrahman Al-Wahaibi	8	14	-19.389		1:19.270	1:17.469	35	0	42		87
4	Anatoliy Savitskiy	7	17	-42.601		1:19.933	1:17.695	35	12	40		82
5	Vasyl Faramets	2	16	-1 L		1:21.356	1:18.945	34	8	39		74
6	Anton Ivashchenko	1	22	-1 L		1:21.421	1:17.743	34	14	38		72
7	Vladyslav Mikhno2	6	131	-1 L		1:22.361	1:17.887	34	4	37		76
8	Saif Rawahi	5	24	-2 L		1:23.733	1:17.764	33	14	36		74
9	Deny Pro	12	69	-2 L		1:24.503	1:17.314	33	15	35		67
10	Aron Breki Valgeirsson	15	33	-2 L		1:25.244	1:18.060	33	10	34		63
11	Maks Yushchenko	3	555	-2 L		1:25.745	1:19.484	33	27	33		69
12	Malik Firas	11	1	-6 L		1:21.126	1:17.035	29	8	32		71

13	Meshari Almushayqih	4	4	-12 L		1:23.695	1:17.591	23	4	31		69
14	Yevhen Molchaniuk	14	0	-29 L		1:29.201	1:19.637	6	10	30		60
15	Yurii Dederchuk	13	63	-35 L		00.000		0	0	0		31

## Round 3 Laguna Seca

QUAL												
Fin Pos	Name	Start Pos	Car #	Interval	Penalty	Qualify Time	Average Lap Time	Fastest Lap Time	Laps Comp	Inc	League Points	League Agg Points
1	Illia Rakitin	0	375	-00.000		1:22.390	1:22.816	1:22.390	3	4	6	6
2	Saif Rawahi	0	8	-00.033		1:22.423	1:22.620	1:22.423	6	7	5	5
3	Abdulrahman Al-Wahaibi	0	6	-00.055		1:22.446	1:23.593	1:22.446	5	4	4	4
4	Dmitro Zalozhnikov	0	666	-00.376		1:22.766	1:22.963	1:22.766	5	8	3	3
5	Anatoliy Savitskiy	0	24	-00.648		1:23.039	1:25.835	1:23.039	3	2	2	2
6	Anton Ivashchenko	0	22	-00.660		1:23.051	1:23.202	1:23.051	6	5	1	1
7	Deny Pro	0	69	-00.711		1:23.101	1:23.285	1:23.101	6	3	0	0
8	Ihor Molodan	0	13	-01.743		1:24.133	1:27.991	1:24.133	6	8	0	0
9	Vladyslav Mikhno2	0	131	-02.308		1:24.699	1:25.275	1:24.699	5	0	0	0
10	Vasyl Faramets	0	16	-00.000		00.000	00.000	00.000	6	10	0	0
11	Tariq Al Zubair	0	888	-00.000		00.000	00.000	00.000	0	0	0	0
RACE 1												
Fin Pos	Name	Start Pos	Car #	Interval	Penalty	Average Lap Time	Fastest Lap Time	Laps Comp	Inc	League Points	Add Points	League Agg Points
1	Illia Rakitin	1	375	-00.000		1:23.185	1:22.394	15	4	49	8	57
2	Anatoliy Savitskiy	5	24	-08.204		1:23.731	1:22.452	15	1	45	2	47
3	Abdulrahman Al-Wahaibi	3	6	-08.489		1:23.751	1:22.415	15	11	42	4	46
4	Saif Rawahi	2	8	-10.498		1:23.884	1:22.447	15	10	40	5	45
5	Anton Ivashchenko	6	22	-34.614		1:25.492	1:23.155	15	11	39	1	40
6	Dmitro Zalozhnikov	4	666	-36.873		1:25.643	1:22.827	15	6	38	3	41
7	Vladyslav Mikhno2	9	131	-39.713		1:25.832	1:24.276	15	2	37		37
8	Ihor Molodan	8	13	-46.385		1:26.277	1:24.157	15	7	36		36
9	Vasyl Faramets	10	16	-1:10.024		1:27.852	1:24.088	15	4	35		35
10	Tariq Al Zubair	12	888	-1:16.062		1:28.255	1:25.764	15	10	34		34
11	Deny Pro	7	69	-00.000		1:30.339	1:22.516	14	13	33		33
RACE 2												
Fin Pos	Name	Start Pos	Car #	Interval	Penalty	Average Lap Time	Fastest Lap Time	Laps Comp	Inc	League Points	Add Points	League Agg Points
1	Illia Rakitin	10	375	-00.000		1:23.792	1:21.492	33	15	49	2	108
2	Saif Rawahi	7	8	-03.032		1:23.884	1:21.770	33	17	45		90
3	Anatoliy Savitskiy	9	24	-13.952		1:24.215	1:22.175	33	16	42		89
4	Dmitro Zalozhnikov	5	666	-32.400		1:24.774	1:22.622	33	11	40		81
5	Anton Ivashchenko	6	22	-36.536		1:24.899	1:22.798	33	8	39		79
6	Deny Pro	11	69	-37.195		1:24.919	1:22.576	33	17	38		71
7	Vasyl Faramets	2	16	-1:13.397		1:26.016	1:24.008	33	10	37		72
8	Ihor Molodan	3	13	-1:14.042		1:26.036	1:23.613	33	13	36		72
9	Abdulrahman Al-Wahaibi	8	6	-1 L		1:26.702	1:22.083	32	19	35		81
10	Tariq Al Zubair	1	888	-1 L		1:28.971	1:23.938	32	17	34		68
11	Vladyslav Mikhno2	4	131	-24 L		1:32.166	1:24.645	9	1	33		70



## Round 4 Snetterton

QUAL												
Fin Pos	Name	Start Pos	Car #	Interval	Penalty	Qualify Time	Average Lap Time	Fastest Lap Time	Laps Comp	Inc	League Points	League Agg Points
1	Illia Rakitin	0	375	-00.000		1:47.584	1:47.932	1:47.584	4	1	6	6
2	Evgeny Afanasev	0	17	-00.118		1:47.702	1:47.919	1:47.702	5	3	5	5
3	Aron Breki Valgeirsson	0	33	-00.232		1:47.816	1:48.097	1:47.816	5	4	4	4
4	Saif Rawahi	0	4	-00.372		1:47.956	1:47.956	1:47.956	5	8	3	3
5	Anton Ivashchenko	0	22	-00.415		1:48.000	1:48.000	1:48.000	4	3	2	2
6	Timur Olhovic	0	5	-00.782		1:48.366	1:48.543	1:48.366	5	1	1	1
7	Anatoliy Savitskiy	0	24	-01.350		1:48.934	1:48.935	1:48.934	4	4	0	0
8	Dmitro Zalozhnikov	0	666	-01.740		1:49.324	1:52.436	1:49.324	5	2	0	0
9	Deny Pro	0	69	-01.804		1:49.388	1:49.403	1:49.388	6	2	0	0
10	Vladyslav Mikhno2	0	131	-03.072		1:50.656	1:50.755	1:50.656	4	2	0	0
11	Ihor Molodan	0	13	-03.272		1:50.856	1:52.493	1:50.856	5	4	0	0
12	Vasyl Faramets	0	16	-03.994		1:51.578	1:51.578	1:51.578	4	2	0	0
13	Abdulrahman Al-Wahaibi	0	14	-00.000		00.000	00.000	00.000	5	3	0	0
RACE 1												
Fin Pos	Name	Start Pos	Car #	Interval	Penalty	Average Lap Time	Fastest Lap Time	Laps Comp	Inc	League Points	Add Points	League Agg Points
1	Illia Rakitin	1	375	-00.000		1:49.618	1:48.257	11	1	49	6	55
2	Anatoliy Savitskiy	7	24	-00.502		1:49.663	1:48.185	11	2	45	0	45
3	Timur Olhovic	6	5	-08.473		1:50.388	1:48.175	11	10	44	3	45
4	Anton Ivashchenko	5	22	-14.420		1:50.929	1:48.639	11	5	40	2	42
5	Deny Pro	9	69	-18.483		1:51.298	1:49.412	11	6	39	0	39
6	Vladyslav Mikhno2	10	131	-32.718		1:52.592	1:50.598	11	2	38	0	38
7	Evgeny Afanasev	2	17	-54.562		1:54.578	1:48.860	11	14	37	5	42
8	Aron Breki Valgeirsson	3	33	-55.022		1:54.620	1:48.202	11	11	36	4	40
9	Vasyl Faramets	12	16	-1:17.817		1:56.692	1:51.147	11	8	35	0	35
10	Saif Rawahi	4	4	-1:45.768		1:59.233	1:48.689	11	10	34	3	37
11	Ihor Molodan	11	13	-00.000		2:00.803	1:49.221	10	15	33	0	33
12	Abdulrahman Al-Wahaibi	13	14	-00.000		2:08.045	1:49.976	10	10	32	0	32
13	Dmitro Zalozhnikov	8	666	-00.000		2:10.971	1:49.372	10	8	31	0	31
RACE 2												
Fin Pos	Name	Start Pos	Car #	Interval	Penalty	Average Lap Time	Fastest Lap Time	Laps Comp	Inc	League Points	Add Points	League Agg Points
1	Illia Rakitin	10	375	-00.000		1:50.153	1:47.858	25	6	49	0	104
2	Aron Breki Valgeirsson	3	33	-14.313		1:50.725	1:48.095	25	9	42	0	82
3	Anatoliy Savitskiy	9	24	-1:39.055		1:54.115	1:48.093	25	15	37	0	82
4	Anton Ivashchenko	7	22	-1:35.584		1:53.976	1:48.311	25	8	38	0	80
5	Abdulrahman Al-Wahaibi	12	14	-08.674		1:50.500	1:47.746	25	13	47	2	79
6	Deny Pro	6	69	-1:06.514		1:52.813	1:48.960	25	6	39	0	78
7	Evgeny Afanasev	4	17	-17 L		1:52.115	1:48.172	8	5	32	0	74
8	Ihor Molodan	11	13	-46.053		1:51.995	1:49.288	25	11	40	0	73
9	Vladyslav Mikhno2	5	131	-1 L		1:54.991	1:49.325	24	7	35	0	73
10	Vasyl Faramets	2	16	-1:42.448		1:54.251	1:50.056	25	10	36	0	71
11	Saif Rawahi	1	4	-1 L		1:57.779	1:48.241	24	10	34	0	71
12	Dmitro Zalozhnikov	13	666	-2 L		2:00.921	1:49.179	23	19	33	0	64
13	Timur Olhovic	8	5	-25 L		00.000	00.000	0	0	0	0	45

## Round 5 Oschersleben

QUAL												
Fin Pos	Name	Start Pos	Car #	Interval	Penalty	Qualify Time	Average Lap Time	Fastest Lap Time	Laps Comp	Inc	League Points	League Agg Points
1	Aron Breki Valgeirsson	0	32	-00.000		1:45.033	1:45.860	1:45.033	3	9	6	6
2	Abdulrahman Al-Wahaibi	0	11	-00.135		1:45.169	1:45.169	1:45.169	2	3	5	5
3	Thor Tulloh	0	12	-00.289		1:45.322	1:45.322	1:45.322	3	11	4	4
4	Illia Rakinin	0	375	-00.990		1:46.024	1:46.481	1:46.024	2	5	3	3
5	Anton Ivashchenko	0	22	-01.567		1:46.601	1:47.174	1:46.601	3	3	2	2
6	Dmitro Zalozhnikov	0	666	-01.798		1:46.831	1:49.254	1:46.831	4	4	1	1
7	Anatoliy Savitskiy	0	24	-02.093		1:47.127	1:47.127	1:47.127	3	6	0	0
8	Vladyslav Mikhno2	0	131	-04.435		1:49.469	1:53.166	1:49.469	3	6	0	0
9	Yurii Dederchuk	0	63	-04.442		1:49.476	1:49.593	1:49.476	3	5	0	0
10	Vasyl Faramets	0	16	-06.558		1:51.592	1:51.592	1:51.592	3	5	0	0
11	Deny Pro	0	69	-00.000			00.000		2	10	0	0
12	Ihor Molodan	0	13	-00.000			00.000		2	9	0	0
13	Saif Rawahi	0	14	-00.000			00.000		1	5	0	0
RACE 1												
Fin Pos	Name	Start Pos	Car #	Interval	Penalty	Average Lap Time	Fastest Lap Time	Laps Comp	Inc	League Points	Add Points	League Agg Points
1	Aron Breki Valgeirsson	1	32	-00.000		1:51.422	1:49.012	11	0	49	8	57
2	Anatoliy Savitskiy	7	24	-21.547		1:53.380	1:50.376	11	2	45		45
3	Dmitro Zalozhnikov	6	666	-33.174		1:54.437	1:50.696	11	4	42	1	43
4	Illia Rakinin	4	375	-34.818		1:54.587	1:50.472	11	3	40	3	43
5	Deny Pro	11	69	-46.764		1:55.672	1:51.979	11	5	39		39
6	Vasyl Faramets	10	16	-1:14.715		1:58.214	1:51.412	11	9	38		38
7	Saif Rawahi	13	14	-1:21.937		1:58.870	1:51.916	11	15	37		37
8	Vladyslav Mikhno2	8	131	-1:22.832		1:58.952	1:51.266	11	15	36		36
9	Yurii Dederchuk	9	63	-00.000		2:06.384	1:52.205	10	7	35		35
10	Abdulrahman Al-Wahaibi	2	11	-00.000		2:07.596	1:51.071	10	13	34	5	39
11	Ihor Molodan	12	13	-00.000		2:09.617	1:52.696	10	14	33		33
12	Anton Ivashchenko	5	22	-00.000		2:11.492	1:49.304	10	14	32	2	34
13	Thor Tulloh	3	12	-00.000		2:19.462	1:51.329	5	9	31	4	35
RACE 2												
Fin Pos	Name	Start Pos	Car #	Interval	Penalty	Average Lap Time	Fastest Lap Time	Laps Comp	Inc	League Points	Add Points	League Agg Points
1	Aron Breki Valgeirsson	10	32	-10 L		1:59.451	1:50.096	14	18	34		91
2	Abdulrahman Al-Wahaibi	1	11	-00.000		1:52.968	1:49.003	24	11	49	2	90
3	Anatoliy Savitskiy	9	24	-12.039		1:53.469	1:49.428	24	7	42		87
4	Dmitro Zalozhnikov	8	666	-12.805		1:53.501	1:50.112	24	11	40		83
5	Illia Rakinin	7	375	-1 L		1:58.638	1:49.650	23	18	38		81
6	Anton Ivashchenko	12	22	-01.957		1:53.049	1:50.453	24	11	45		79
7	Vasyl Faramets	5	16	-41.467		1:54.696	1:52.165	24	14	39		77
8	Deny Pro	6	69	-1 L		2:03.274	1:51.398	23	28	37		76
9	Saif Rawahi	4	14	-2 L		2:05.219	1:52.335	22	32	36		73
10	Yurii Dederchuk	2	63	-2 L		2:06.986	1:54.143	22	19	35		70
11	Vladyslav Mikhno2	3	131	-15 L		2:20.117	1:54.769	9	17	32		68
12	Ihor Molodan	11	13	-13 L		2:06.256	1:53.749	11	14	33		66
13	Thor Tulloh	13	12	-24 L		00.000		0	0	0		35